


Energy Saver Outdoor

BC-EL/A SWP 14W BAW 4/1



Looking for an energy saver that does not look like one? The Philips EnergySaver Outdoor family provides energy efficient lighting options that don't just provide similar light as your standard incandescent light bulb. Available in reflector flood, bug away, and post varieties. Try the Philips EnergySaver Outdoor family of products and see how they truly provide advanced lighting designed around your needs.

Product data

• General Characteristics

Base	Medium [Single Contact Medium Screw]
Nominal Lifetime	8000 hr
Rated Lifetime (hours)	8000 hr
Rated Lifetime (years)	8 an

• Light Technical Characteristics

Color Rendering Index	80 Ra8
Color Designation	Yellow
Color Temperature	2700 K
Initial lumen	600 Lm
Rated Luminous Flux	600 Lm
Luminous Efficacy Lamp	42 Lm/W
Lumen Maintenance 2000h	75 %
Lumen Maintenance 5000h	65 %
Chromaticity Coordinate X	517 -
Chromaticity Coordinate Y	463 -

• Electrical Characteristics

Watts	14 W
Power Factor	0.55 -
Voltage	110-127 V
Lamp Current mA	220 mA
Dimmable	No

Wattage Equivalent	60 W
Starting Time	0.2 s
Warm-up Time to 60% Light Outp	180 (max) s

• Environmental Characteristics

Energy Efficiency Label (EEL)	A
Mercury (Hg) Content	2 mg

• Measuring Conditions

Switching cycle	5000X
-----------------	-------

• Product Dimensions

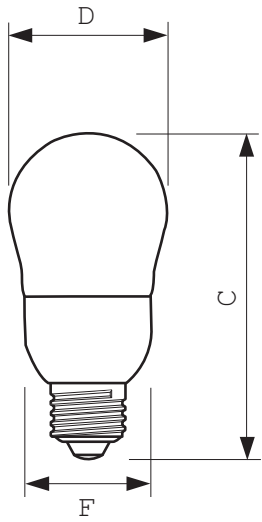
Overall Length C	121.8 (max) mm
Diameter D	61 (max) mm
Width F	48.4 (max) mm

• Product Data

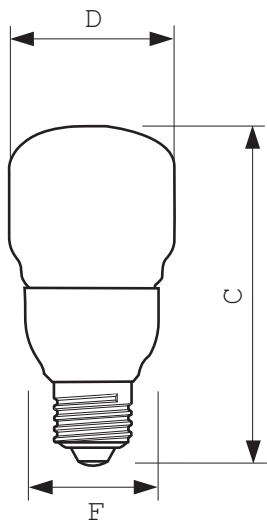
Product number	417485
Full product name	BC-EL/A SWP 14W BAW 4/1
Short product name	BC-EL/A SWP 14W BAW 4/1
Pieces per Sku	1
eop_pck_cfg	4
Skus/Case	4
Bar code on pack	46677417482
Bar code on case	50046677417487
Logistics code(s)	929689921501
eop_net_weight_pp	0.087 kg

PHILIPS

Dimensional drawing



E26



BC-EL/A SWP 14W BAW 4/1

Product	C (Max)	D (Max)	F (Max)
Ambiance 14W Yellow E26 110-127V	121.8	61	48.4

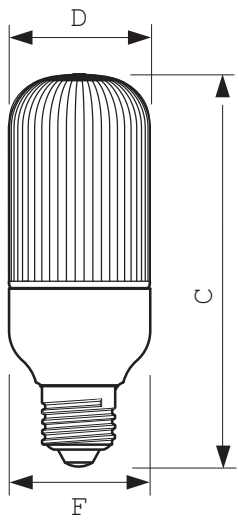
BC-EL/A SWP 14W BAW 4/1

Product	C (Max)	D (Max)	F (Max)
Ambiance 14W Yellow E26 110-127V	121.8	61	48.4

Dimensional drawing



E26



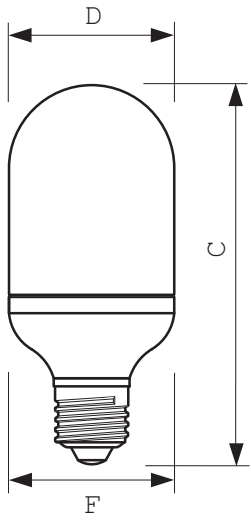
BC-EL/A SWP 14W BAW 4/1

Product	C (Max)	D (Max)	F (Max)
Ambiance 14W Yellow E26 110-127V	121.8	61	48.4

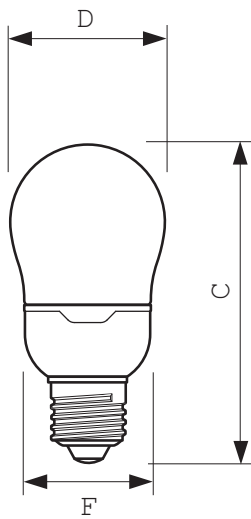


E26

Dimensional drawing



E26



BC-EL/A SWP 14W BAW 4/1

Product	C (Max)	D (Max)	F (Max)
Ambiance 14W Yellow E26 110-127V	121.8	61	48.4

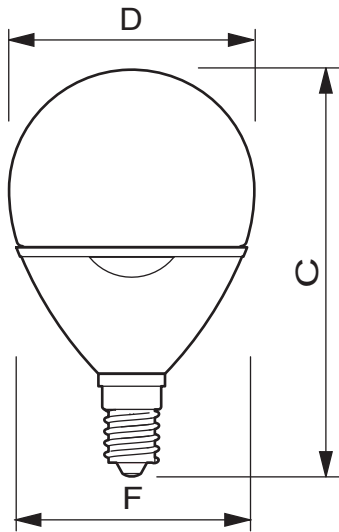
BC-EL/A SWP 14W BAW 4/1

Product	C (Max)	D (Max)	F (Max)
Ambiance 14W Yellow E26 110-127V	121.8	61	48.4

Dimensional drawing



E26



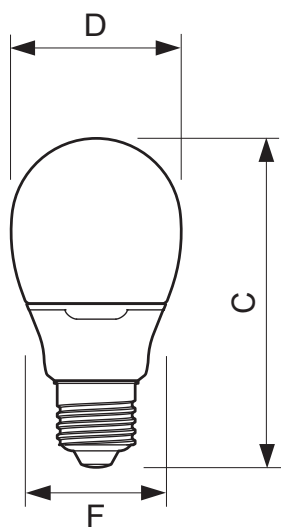
BC-EL/A SWP 14W BAW 4/1

Product	C (Max)	D (Max)	F (Max)
Ambiance 14W Yellow E26 110-127V	121.8	61	48.4



E26

Dimensional drawing



E26

BC-EL/A SWP 14W BAW 4/1

Product	C (Max)	D (Max)	F (Max)
Ambiance 14W Yellow E26 110-127V	121.8	61	48.4



© 2015 Koninklijke Philips N.V. (Royal Philips)
All rights reserved.

Specifications are subject to change without notice. Trademarks are the property of Koninklijke Philips N.V. (Royal Philips) or their respective owners.

www.philips.com/lighting

2015, June 1
data subject to change