


SUPERLINE™ MR16

MR16 MULTI-LENSE REFLECTOR LAMPS


Superline™ series of Halogen MR16 lamps provide professional accent lighting through evenly distributed light. The multi-lense geometry of the reflector surface in conjunction with an axial, computer-aligned filament, uniformly illuminates any surface. There is no ring-shaped shadow and no black spot in the middle of the light pattern. The refined beam pattern of the Superline™ lamp is perfectly suited for wall washing and illuminating artwork where the quality of light is not a compromise. The UV-cut halogen capsule and IR permeable reflector helps protect heat-sensitive objects. The multilayer reflector coating is made up of a hard Titanium Oxide surface that provides consistent color throughout the life of the lamp and consistent color from lamp to lamp. Superline has a long life of 5000 hours average life.

Available in - 20W, 35W, and 50W in
Narrow Flood and Flood beam spreads

Standard Multi-Mirror Reflectors



Superline - Multi-Lense Reflector



The geometry of the Multi-lense reflector together with an axial filament design, guarantees an absolute uniform appearance across the beam without unsightly shadows, dark spots or rings. (All photos: 20W, flood distribution, taken 1 meter from screen).

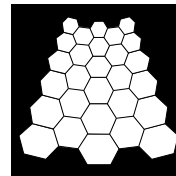
FEATURES & BENEFITS:

- Excellent Center-to-Edge Uniformity
- High Quality Titanium Oxide Coating
- Consistent Color
- Axial Filament for Precise Beam Control
- Long Life - 5000 Hours Average
- Dimmable
- Crisp White Halogen Light
- UV-Cut Halogen Capsule
- Base Type GU5.3

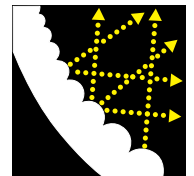


Superline™ lamps are manufactured under ISO 9001 guidelines ensuring quality and security for the purchaser.

Superline™ - Multi-Lense Reflector



Reflector Surface:
Optimized reflector design with hexagonal - shaped lenses



Reflector Cross Section:
The hexagonal-shaped lenses provide total uniformity of light distribution

APPLICATIONS:

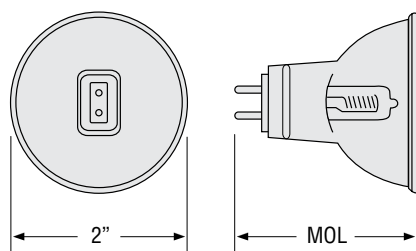
- Museums and Galleries
- Wall Washing
- Accent Lighting
- Offices and Commercial Areas
- Restaurants

USHIO



SUPERLINE™ MR16

MR16 Multi-Lense Reflector Lamps for General Lighting



GU5.3



Lamp Socket

The model C-33U socket is rated up to 24V-7A for use with all low voltage USHIO GU5.3 based MR16 lamps. The metal clips secure the lamp firmly into the socket.

Use Ordering Code 1002142.

ø(ft)	H(ft)	E(fc)
1.41	3.3	80.82
2.79	6.6	20.25
4.20	9.8	9.01
5.58	13.1	5.02
24°	BBF	20W

ø(ft)	H(ft)	E(fc)
1.41	3.3	185.80
2.79	6.6	46.45
4.20	9.8	20.62
5.58	13.1	11.61
24°	FMV	35W

ø(ft)	H(ft)	E(fc)
1.41	3.3	278.70
2.79	6.6	69.68
4.20	9.8	30.94
5.58	13.1	17.47
24°	EXZ	50W

ø(ft)	H(ft)	E(fc)
2.13	3.3	47.38
4.26	6.6	11.89
6.40	9.8	5.30
8.53	13.1	2.97
36°	BAB	20W

ø(ft)	H(ft)	E(fc)
2.13	3.3	111.48
4.26	6.6	27.87
6.40	9.8	12.36
8.53	13.1	6.97
36°	FMW	35W

ø(ft)	H(ft)	E(fc)
2.13	3.3	146.78
4.26	6.6	36.70
6.40	9.8	16.35
8.53	13.1	9.20
36°	EXN	50W

Case Quantity: 50

Watts (W)	Ordering Code	Lamp Description	Voltage (V)	Dimension MOL (A)	Color Temp (K)	Beam Angle	Beam Spread	Luminous Intensity (cd)	Burn Position	Average Rated Life (h)
SUPERLINE™ MR16 Superior Beam Spread, 2-Pin Base										
20	1000043	BBF/SL	12	1.77	2950	24°	Narrow Flood	870	Universal	5000
35	1000563	FMV/SL	12	1.77	2950	24°	Narrow Flood	2000	Universal	5000
35	1000560	FMV/FG/SL	12	1.78	2950	24°	Narrow Flood	2000	Universal	5000
35	1000577	FMW/SL	12	1.77	2950	36°	Flood	1200	Universal	5000
50	1000440	EXZ/SL	12	1.77	3050	24°	Narrow Flood	3000	Universal	5000
50	1000431	EXZ/FG/SL	12	1.78	3050	24°	Narrow Flood	3000	Universal	5000
50	1000409	EXN/SL	12	1.77	3050	36°	Flood	1580	Universal	5000
50	1000406	EXN/FG/SL	12	1.78	3050	36°	Flood	1580	Universal	5000

All dimensions shown in inches unless otherwise noted.